






KS1	Charlie Cook's Favourite Book <i>Julia Donaldson</i>	World Book Day
-----	--	-----------------------

All Story Project lessons use our unique S.T.O.R.Y. structure. Read more about how this works in our [blog post](#).

Resources needed	Activity A: Library or book corner	Activity B: Paper or whiteboard. Library (optional)
-------------------------	---	--

Further facilitation notes are provided in the PowerPoint.

Aspect	Timing	Activity
Settle 	3 mins	Open and Close Breaths <ul style="list-style-type: none"> Ask children to hold an imaginary book in front of them. Encourage them to take a deep breath in when they open the imaginary book and breath out when they close it. Repeat.
Training 	10 mins	<ul style="list-style-type: none"> Look at the front cover of the book. How could Charlie be feeling? From the illustration, can you describe how he might feel about reading?
Objective 	5 mins	<ul style="list-style-type: none"> I can tell you what books my friends and I like to read
Read 	15 mins	<ul style="list-style-type: none"> Share the story with pupils Use the suggested comprehension questions to develop pupils' understanding of vocabulary, retrieve information, and infer meaning.
You 	12 mins	<p>Class discussion: Do you think everyone should read the same type of book?</p> <p>Then choose either Activity A or Activity B (or you can do both!):</p> <p>Activity A: The Big Book Swap!</p> <ul style="list-style-type: none"> Talk to the children about how everyone has different hobbies and interests. Give an example of something you enjoy reading about and how this might be different to other people. Put the children in pairs and give them a minute or so to talk to each other about what they like to read or what their interests are. Using your school library or book corner, set the children the task of choosing a book for their partner that matches their interests. Then do the big book swap! Ask a few children to share why those chose the book for their partner. <p>Activity B: Wish List</p> <ul style="list-style-type: none"> Ask the children to think about what types of books they would like to read. You can do this individually on paper or as a class. Ask the children to create a 'wish list' of their next read – what characters would be in it? Would it have a happy ending? Would it be set in our world or a different world? Would it have pictures or be all text? Etc. Ask children to design a front cover for their 'wish list' book. Extension activity - Can they find a book like this in the library or book corner?

About The Story Project: An award-winning social enterprise using the magic of stories to improve children's wellbeing and literacy in schools. **Led by high-quality, popular books** and rooted in the latest research, we have remarkable impact from **Nursery to Year 8** with our fully resourced curriculums created by teachers that meet all the statutory RSHE guidance (July 2025)



Find out more: info@story-project.co.uk